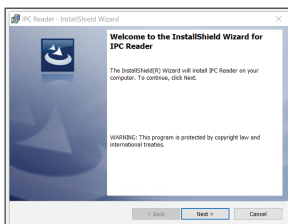
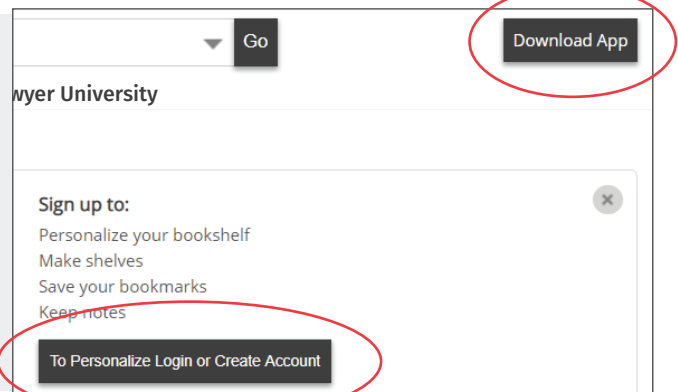


Quick Guide: Wolters Kluwer Online Study Aid Library

Follow these steps to download your books and enjoy reading with WKOSAL!

Visit the WK Online Study Aid Library (WKOSAL) via ebooks.aspenlaw.com. Once you are in your institution's account, log in with your personalized username and password.

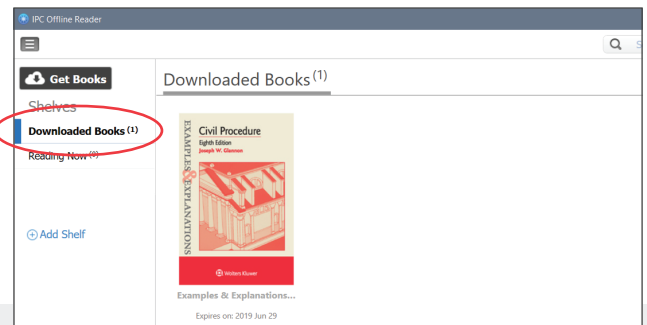
If you do not have iPublishCentral Reader installed on your device, click Download App or Get App in the top right corner, and then click Download iPublishCentral Reader.



Open the .exe file and follow the Wizard steps to install iPublishCentral Reader.



Return to WKOSAL. Find the book you want and click Download. Then click the arrow download symbol, which will download your book in an .ipef file format.



Open the .ipef file, which will load iPublishCentral Reader with your book on the Downloaded Books section.

Steps for downloading on a mobile device:

1. On your mobile device, visit the WK Online Study Aid Library (WKOSAL) via ebooks.aspenlaw.com. Once you are in your institution's account, log in with your personalized username and password.
2. Find the book you want and click Download.
3. If you do not have iPublishCentral Reader installed on your mobile device, click Download iPublishCentral. Follow the steps in your app store to download the app.
4. Once iPublishCentral is installed or if you already have the app, return to WKOSAL and click Download Book.
5. Depending on your device's Operating System, language may vary. Click Open in Reader or Copy to Reader. This will open iPublishCentral Reader with your book on the Downloaded Books section.